

GALAXY R-4



An *Effectively Simple*, Full-Featured, High-Dumping Regenerative Air Street Sweeper Mounted on a Highly Maneuverable, Non-CDL Cab-Over Chassis



Proudly
American 


STEWART-AMOS
Sweeper Co.

GALAXY R-4

- ▶ Highly Productive Performance
- ▶ Rugged and Reliable
- ▶ Extremely Maneuverable

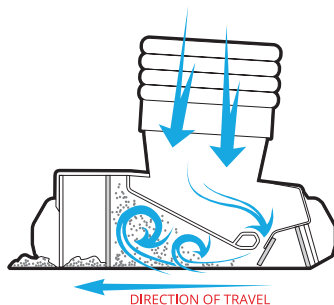
The **R-4** is a full-featured, mid-sized regenerative air street sweeper that is mounted on a compact and highly maneuverable non-CDL cab-over chassis. Manufactured with reliability and simplicity in mind, the **R-4** features a blast orifice style sweeping hood that generates a powerful airflow needed for deep cleaning road surfaces.

The **R-4** offers the right combination of size, power, and capacity, making it perfect for a variety of applications, including roads, congested downtowns, narrow cul-de-sacs, alleyways, and parking lots.

At Stewart-Amos, we build every sweeper to the highest quality standards that incorporate our *effectively simple* design criteria. With ease of operation, service, and maintenance in mind, we engineer and select each component and system to be rugged, reliable, and uncomplicated while providing the most effective and highest sweeping performance.

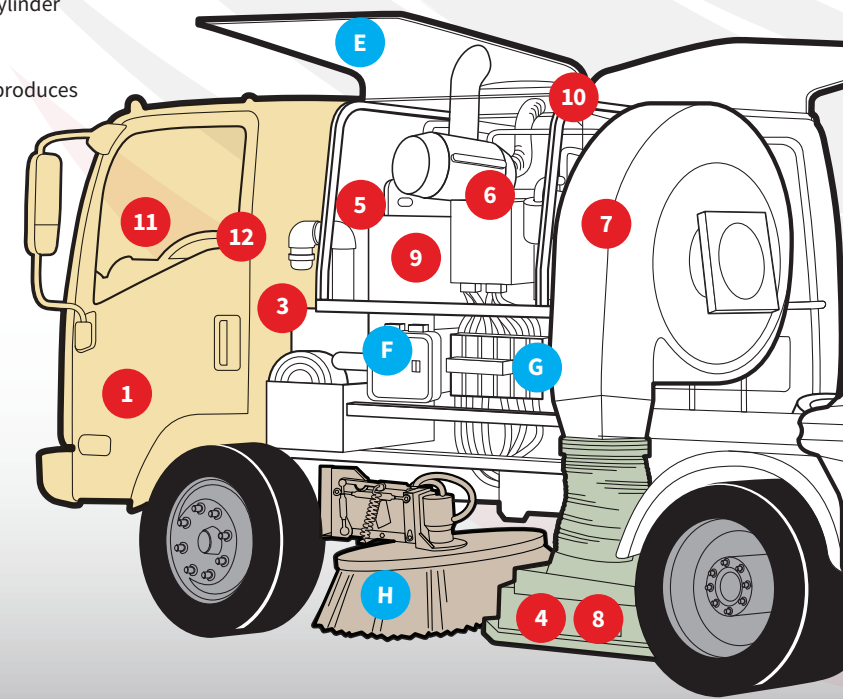
We look forward to building one for you. Please contact your local dealer for more information or to arrange a demonstration.

Stewart-Amos Blast Orifice Pick-Up Hood



R-4 Standard Performance, Productivity & Safety Features:

- 1 Mounted on 19,500 # GVWR cab-over chassis that does not require a CDL to operate. Features an impressive 18' turning radius.
- 2 4.65 yd³ hopper minimizes dump cycles & maximizes sweeping productivity. A deep hopper cavity aids in effective dust/air separation & improved dust control.
- 3 130 gallon polyethylene water tank is protected by a steel enclosure. A 3-zone pump system ensures dust-free sweeping. Electric diaphragm pumps provide long service life.
- 4 Rugged pick-up hood allows sweeping in forward & reverse. "Hoods-Up Litter Gulper" ensures quick & effective loading of bulky, light material. The front of the hood raises to more easily vacuum and alleviate bulky debris buildups.
- 5 12-volt auxiliary hydraulic system operates all hydraulic functions without running the sweeper engine.
- 6 74 HP Kubota turbo-charged diesel engine with high temperature/low pressure auto shutdown. This 4-cylinder engine is quiet & fuel efficient.
- 7 The 30" abrasion-resistant high-pressure steel fan produces maximum air flow with low noise levels.
- 8 The Blast Orifice Hood allows the air flow generated by the high-pressure fan to effectively vacuum the debris from the road surface.
- 9 30 gallon hydraulic reservoir ensures proper cooling.
- 10 Electric-powered, continuous running hydraulic oil cooler is roof-mounted to prevent clogging & provide maximum cooling.
- 11 Vertically-mounted control panel is 6-way adjustable for easy & ergonomic viewing. Convenient console light allows for ease of use at night.
- 12 Color camera system keeps operator facing forward. Sweeper comes standard with dashboard-mounted 7" color monitor with right gutter broom & rear backup cameras. Hood view camera is available.



A Bolt-Together, Stainless Steel Hopper Panels



Bolt-together, stainless steel hopper panels (no welds) are easier & more economical to replace if damaged. Hopper comes with a 5-year "no rust-through" factory warranty.

B Stainless Steel Centrifugal Dust Separator



Stainless steel, centrifugal dust separator located inside the hopper separates fines from the air stream.

C Top-Mounted Hopper Cover

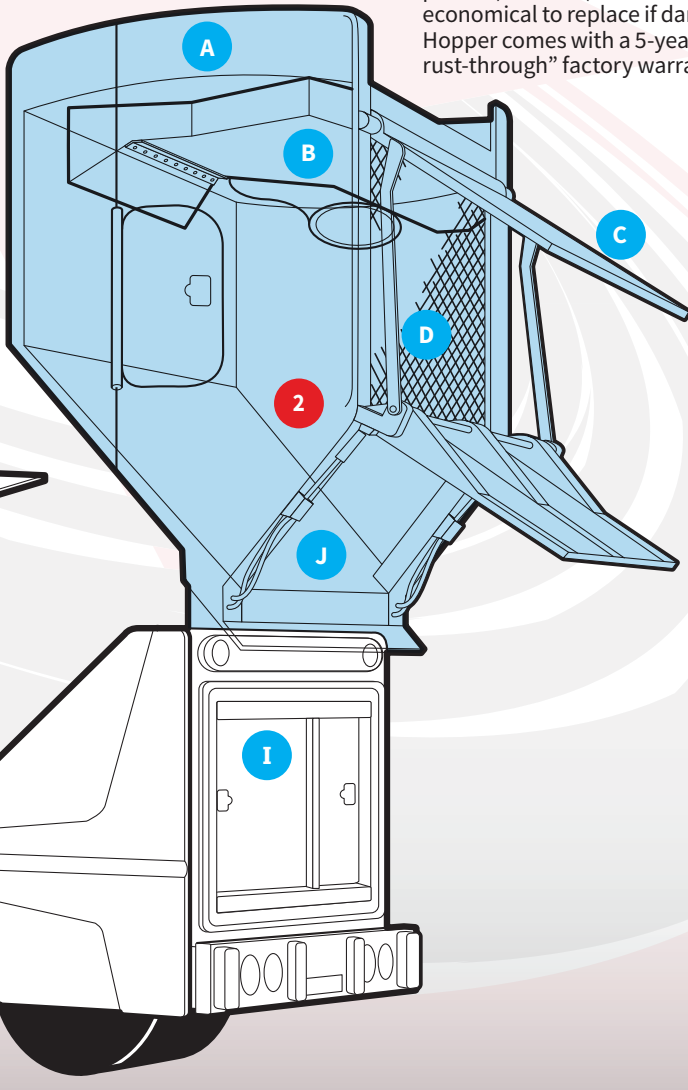


The top-mounted hopper cover opens automatically during dump cycles to provide quicker, easier & safer cleaning of stainless steel screens & hopper.

D 14.4 ft² Stainless Steel Debris Screen



14.4 ft² stainless steel debris separator screens maximize sweeping productivity. Screens can be easily cleaned from outside of unit. Bolt-in design makes screen replacement easy.



E Stainless Steel Engine Shrouds




Stainless steel engine shrouds are compact, protective & noise reducing. Gull wing design makes it easier & faster to service power plant without raising an interconnected hopper/shroud assembly.

F Simplified Wiring



Electrical relays & fuses are protected from the elements in a sealed NEMA 4 enclosure. The wiring is heat stamped with numbers for easy identification.

G Electric-Over Hydraulic System



Effectively simple electric-over hydraulic valve system has reliable & easy-to-replace components. Onboard pressure gauge allows for simple servicing.

H Spring-Balanced Brooms



Spring-balanced, free-floating gutter brooms automatically apply correct surface pressure for maximum broom wear life. In-cab gutter broom electric tilt is standard.

I 80 ft³ Storage Compartment



Large, one-piece polyethylene storage compartment provides nearly 80 ft³ of space for tools, tires, etc. Compartments are lockable and are illuminated with 2 LED lights

J 72" Dump Height



Rear 72" dump allows for convenient on-site disposal into 5'+ dumpsters. Exclusive 3" hopper slide-back feature moves hopper rear-ward allowing it to clear dumpster edges.

R-4 SPECIFICATIONS

Debris Hopper:

Capacity: 4.65 cubic yards
Construction: Bolt-together stainless steel
Suction Tube Diameter: 12" Diameter HD rubber
Inspection Doors: 1 on each side
Inspection Door Opening: 13.7" x 26"
Dump Type: Hydraulic lift
Dump Height: 72" (measured from ground to hopper opening)
Pre-dump Hopper Separation: 3" slide-back
Dump Controls: Electric, in-cab
Separator Screen Construction: 14.4 ft² removable 2-piece stainless steel
Separator Screen Cleaning: Hydraulic assist access cover

Auxiliary Engine:

Type / Fuel: 4 Cycle / Diesel
Model: Kubota 3307, 74.3HP @ 2600 rpm, Tier 4 Interim
Air Filter: 2 stage / Dry Type with safety element
Safety Shutdown: Temperature & Oil Pressure
Engine Shroud: Noise reducing; stainless steel

Impeller:

Diameter: 30"
Type: 10 Blade / Backward inclined / High pressure
Maximum Speed: 3050 rpm
Drive: 6-groove banded belt
Construction: Abrasion resistant steel
Mounting: 2 Sealed & greaseable ball bearings
Housing Construction: Welded steel
Bolt-in liner: Replaceable corded rubber

Hydraulic System:

Pump Type: Fixed displacement gear
Drive: Direct from auxiliary engine
Pump Capacity: 10 gpm
System Filter: 6 micron
Reservoir Capacity: 30 gallons
Oil Cooler: Electric-remote mounted
Hydraulic pressure diagnostic gauge

Auxiliary Hydraulic Back-Up System:

Pump Type: 12 volt DC
Controls: In-cab
Purpose: Temporary power for all hydraulic functions without auxiliary engine

Dual Left & Right Curb Brooms:

Diameter: 39" Spring-balanced with auto wear compensation
Drive: Direct - Hydraulic motor
Tilt: Electric, in-cab
Mounting: Free-floating, trailing arm
Left & right gutter broom lights

Water Spray System:

Tank Capacity: 130 gallons
Construction: Polyethylene
Pump System: 5.5 gpm
Pumps: Electric diaphragm
Spray Nozzles:

- 4 on front spray bar
- 2 on each gutter broom
- 8 on suction hood
- 1 in hopper
- 1 in transition tube

Fill Hose: 20' with NST coupler with anti-siphon air gap
Water Pump Prefilter: 80 mesh

Sweeping Hood:

Type: Blast orifice (left to right)
Suction Tube: 12" diameter HD rubber
Hood Width: 80.5"
Flaps: Bolt-in Rubber
Skid Material: Steel with Tungsten Carbide insert
Sweeps forward & reverse

Instrumentation & Controls:

Location: In-cab
Configuration: Rocker switches
Switches: Sealed & back lighted
Monitoring Gauges:

- Coolant temperature
- Oil pressure
- Hour meter
- Tachometer
- Backup alarm

7" Color monitor with right side gutter broom & rear backup color cameras

Standard Chassis:

GVWR: 19,500# NRR
Make: ISUZU
Model: NRR with vertical exhaust
215 HP 4-cylinder diesel engine
Automatic transmission
5-year / 150,000-mile powertrain warranty
Tires: 225/ 70R 19.5 - steel-belted radials
Air conditioning
AM/FM/CD stereo radio
Power windows & door locks
Integral power steering
Color: White
West Coast Mirror with added convex mirror

Weights & Dimensions:

Total Empty Weight: 11,800 lbs.
Turning Radius: 18' 6"
Overall Length: 238"
Overall Height: 92"
Overall Width: 92"
Sweeping Width (hood only): 80.5"
Sweeping Width (hood & left broom): 101"
Sweeping Width (hood & dual brooms): 122"

Limited Warranty Policy:

The Galaxy R-4 sweeper is guaranteed to be free from defects due to faulty materials and/or workmanship for a period of 12 months, or 1,000 hours (whichever occurs first). Liability is limited to replacement of defect parts at factory or authorized dealer. The standard warranty of the chassis manufacturer and auxiliary engine applies. Stainless steel hopper carries a 5-year no rust-through warranty. *Please read full warranty statement for details and limitations.*

Available Options: (not included in base price)

Dual steer chassis
Hopper drain
Arrow board
Pressure wash-down system with 50' hose & wand
LED hood lights
Hopper vibrator dump assist shaker
Camera - Hood view
Hydraulic assisted rear-mounted suction hose
Combination of options may require heavier GVWR chassis.

Available on:

HGACBuy
THE SMART PURCHASING SOLUTION

GSA Schedule
Contract GS-30F-021AA

Sold and Supported Locally by:

The Right Sweepers to Match Your Needs

Whatever your sweeping challenge, Stewart-Amos has the right sweeper to match your needs. We offer a full line of *effectively simple* chassis-mounted mechanical broom and regenerative air street sweepers.



Harrisburg, PA USA
800.482.2302
stewart-amos.com

Specifications are subject to change without notice.
Copyright © Stewart-Amos Sweeper Co. / 2017